


# PRE-SCHOOL

# 2020-21





**AHLCON PUBLIC SCHOOL, MAYUR VIHAR PH.1, DELHI -110091**

**SESSION: 2020-21**

**SUMMER HOLIDAY HOMEWORK**

**CLASS – PS**



**It's summer vacation once again,**

**We shall enjoy it in our den**

**It's time to have great fun**

**So jump up high and go for a little run**

**But be careful to stay inside**

**Till Covid - 19 gives us respite!!**

**Dear parents,**

**One of the biggest challenges under this lockdown is to keep the kids engaged creatively and feeling upbeat. The focus of the parents, amidst rising anxiety and isolation, should not only be on learning concepts, but to keep the little ones happy and ensure their mental wellbeing. Keeping this in mind, we have created exciting and fun based activities for the summer vacation. The holiday homework will not be a drab and burdensome exercise for our tiny tots, rather it will be fun filled and engaging. It will also help you in spending some quality time with your child through these guided activities. Even though we have suggested certain materials to be used for the activities, parents are most welcome to be creative and use alternative materials available with them....**

**So stay safe... stay healthy and stay indoors... and have an enjoyable time with your child!!!**

**The school will remain closed from 23<sup>rd</sup> May to 1<sup>st</sup> July (both days inclusive).**

**Happy Summer Vacations!!!**

**We request you to guide your child to do these activities independently.**

**We would appreciate if:**

- **You encourage your child to greet everyone and to use simple sentences in English to converse**
- **You read English and Hindi stories to your child with morals and colourful illustrations.**

**Suggested story book series:**

- **Pepper**
  - **Bubbles**
  - **Lady bird (level 1) etc**
  - **NBT books**
  - **Online animated books**
- 
- **You encourage your child to be more independent through activities like:**
    - **Wearing clothes independently**
    - **Eating meals**
    - **Arranging their toys**
    - **Tying their shoe laces**
    - **Folding their clothes etc.**
  - **You keep your child engaged in managing the small household chores like preparing simple snacks (sandwiches, lemonades etc.), laying the table for lunch and dinner, watering the plants etc..**
  - **You encourage your child to become a green crusader by keeping the surrounding clean and green, make compost with kitchen waste, grow a plant, listen to the birds chirping and identify the birds and learn about them.**
  - **We would request you to Watch children's programme with your child**



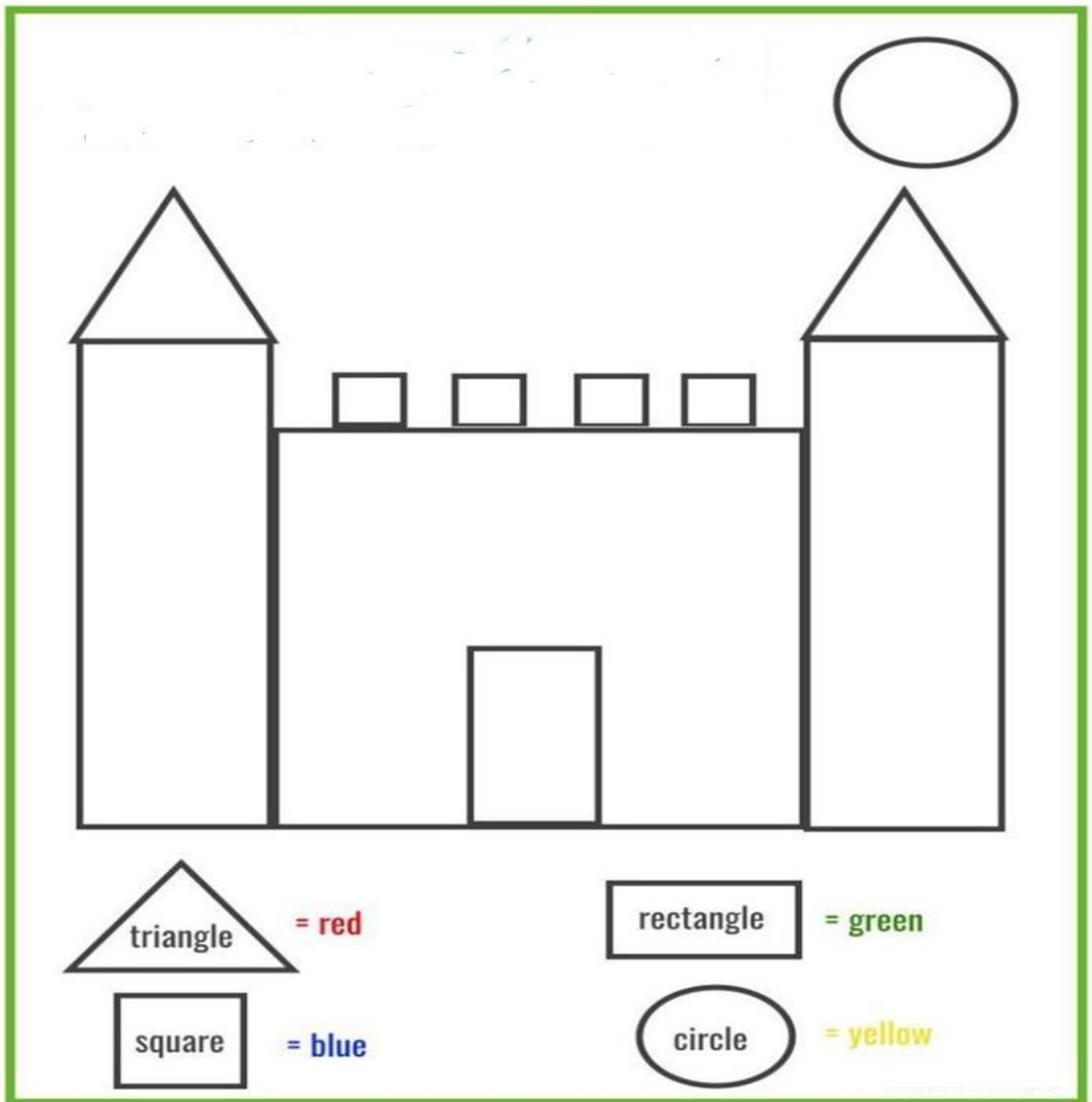
**AHLCON PUBLIC SCHOOL, MAYUR VIHAR PH.1, DELHI -110091**

**SESSION: 2020-21**

**SUMMER HOLIDAY HOMEWORK**

**CLASS – PS**


**Colour the cover page according to the instructions given below(You can decorate it too).**



**NAME:** \_\_\_\_\_

**CLASS/SEC:** \_\_\_\_\_

1. Draw a line to match each uppercase (Capital) letter to its lowercase (Small) letter.




L

V

I

W



i

w

l

v

## 2. Make a lion using poster colours and a fork.


### Materials required:

- Yellow and Black crayon
- Orange poster colour
- 1 Fork



The instructions for the following assignment are:

- Colour the lion's face using yellow colour and eyes, nose using black colour.
- Dip the fork in orange poster colour and print it in outer circle to make the lion's mane.
- The picture for the same has been also given for your reference.






### 3. Practicing letter sounds


Say the name of the pictures and circle the letter that matches the beginning sound. Colour the Pictures.




w l v



i v w



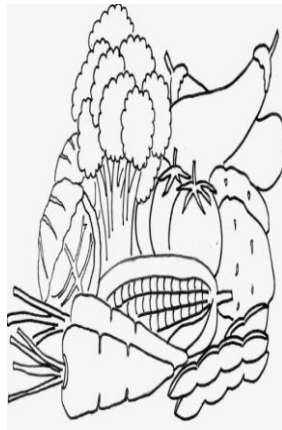
w v l



v i l



l w i



v w i



v i w



l w v


4. Colour the flowers given below. Now cut and paste the flowers from shortest to tallest in the given boxes.

Shortest to Tallest

G R O W



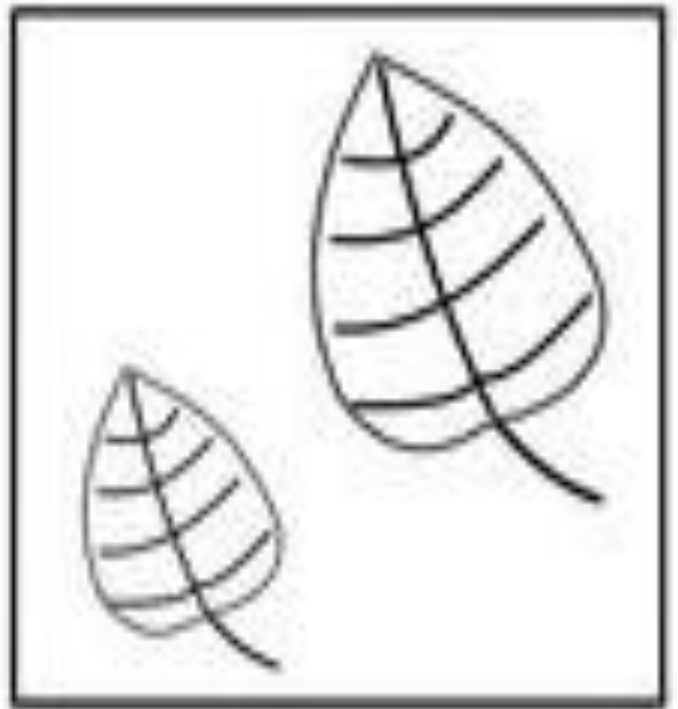



--	--	--	--





**5. Colour all the pictures then circle the big ones. Now take help from your parents and cut the pictures. Take two boxes(one big and one small) and cover them with coloured paper. Paste big pictures on big box and small pictures on small box.**



## 6. Make your Dad feel special on this Father's Day(21<sup>st</sup> June) by making a card for him:

### Card making activity:

- For **balloons** use colourful buttons / coloured cotton balls / colourful Pom Pom / can do thumb printing.
- Children can make **balloon thread** by using coloured paper or paint.



## **7. Fun with Colours.....!!!!**

### **Colour Wheel**


#### **Steps:**

- Take a white drawing sheet, draw a circle with the help of a CD or use a circular plate or bowl.
- Divide the circle into 4 parts (sectors) and colour each part with primary and secondary colours (red, yellow, blue, Green).

### **Ice Lollies**

#### **Steps:**

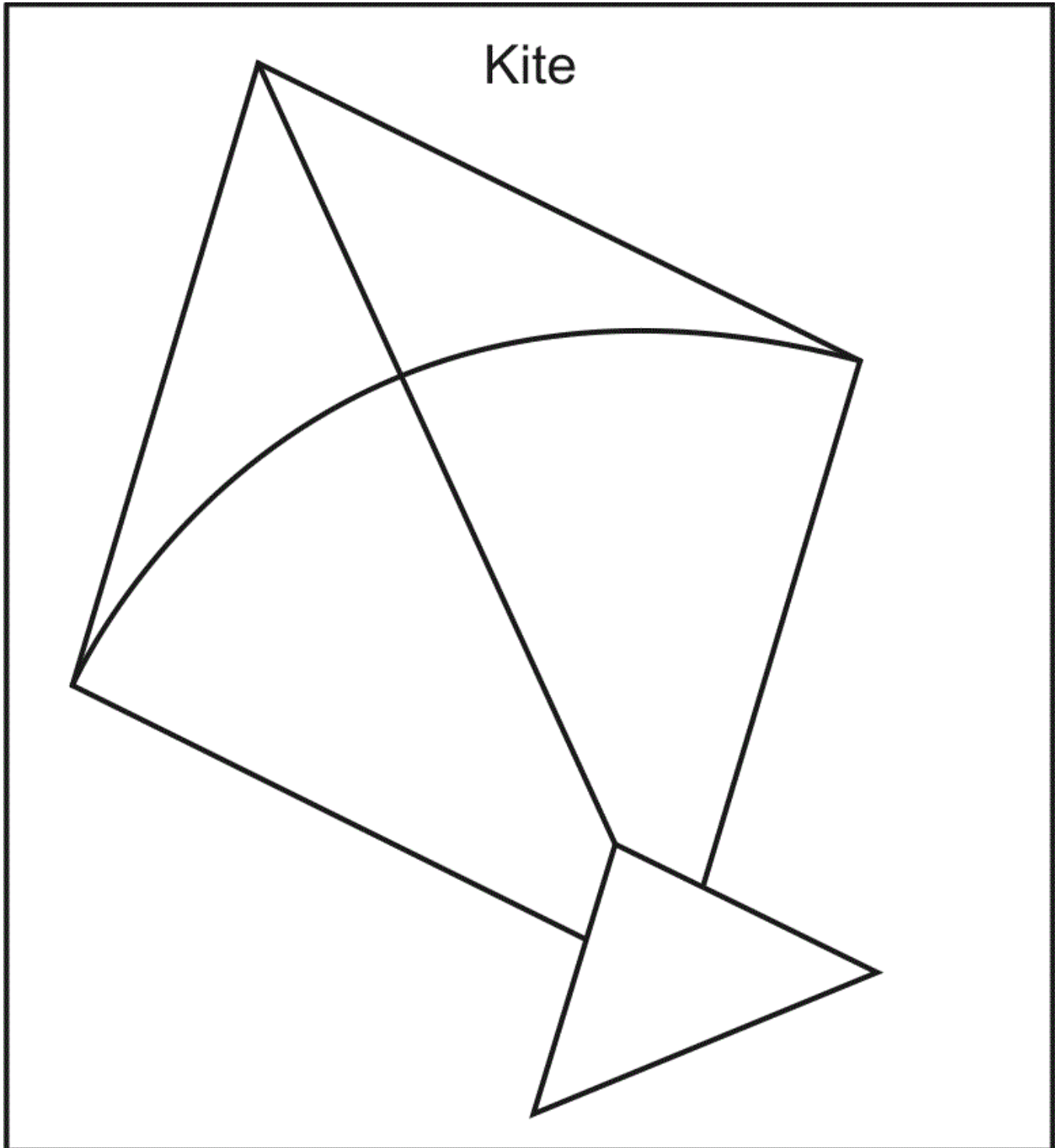
- Take a white sheet and draw two ice lollies and colour them with any primary colour(use same colour for both the lollies).
- Cut them.
- Paste both the lollies together and insert an ice cream stick in between.



**Write the name of your child on the stick.**

## 8. ART ACTIVITY

- Take a ladyfinger and cut it (take help from parents), dip it in your favourite colour.
- Fill the kite using ladyfinger impression within the given outline
- Use different colours in each part.



## 9. Make a Book :


- Name of the book: **"All About Me"**
- Size of the book: **Half of an A4 sheet**
  - The book should include the following pages:

### **Cover page**


- Picture of the child with his/her name(Parents are going to write the name for their child)

### **Page no.1**

- Children will draw a self portrait




### **Page no. 2**




### Page no.3

- Circle and Colour Who am I..

**I AM A**



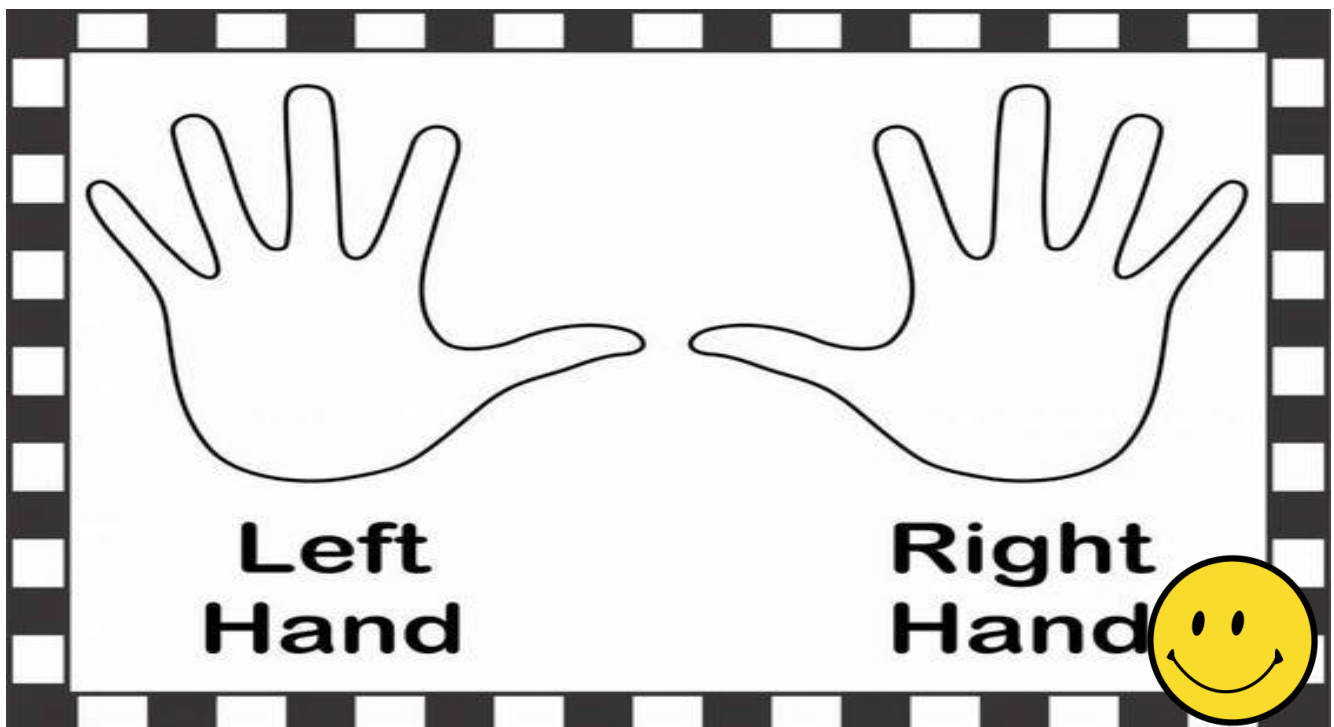
**BOY**



**GIRL**

### Page no.4

- This is my handprint - trace around child's palm and paint it






## Page no.5

- My favourite colours – Do finger printing of your three favourite colours

### My Three Favorite Colors

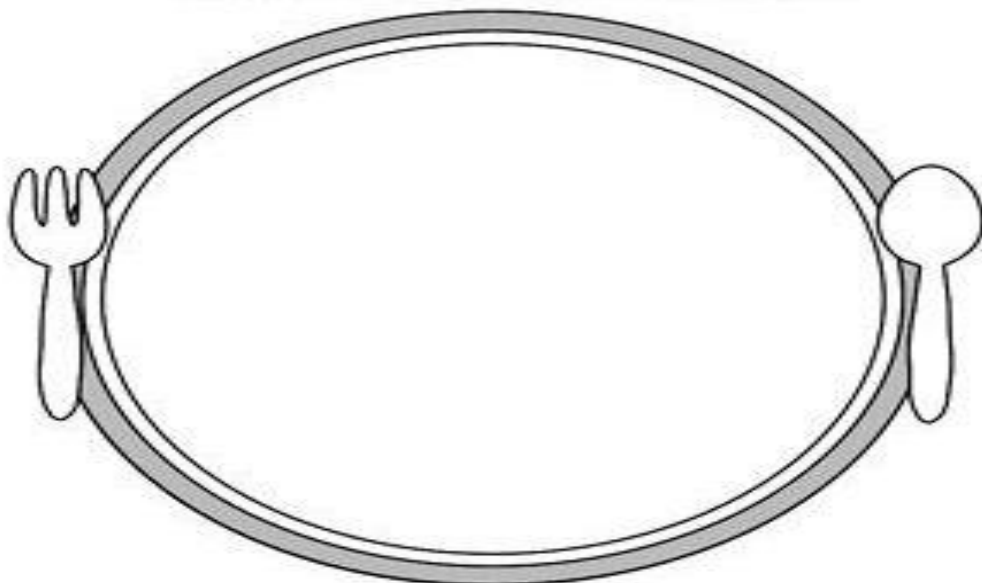


## Page no.6

- I know these letters – Take a **bold headline** from a magazine or a newspaper and circle the letters
  - L with colour red,
  - I with colour green,
  - V with colour blue.

## Page no.7

- My Favourite food- Draw your favourite food in a plate




## Page no.8

- My Family - Paste a picture of your family.



This is my family.



## Page no.9

### • Museum Day Activity

We have celebrated **WORLD MUSEUM DAY** on 18th May,2020.

Here is an activity for our tiny Tots.

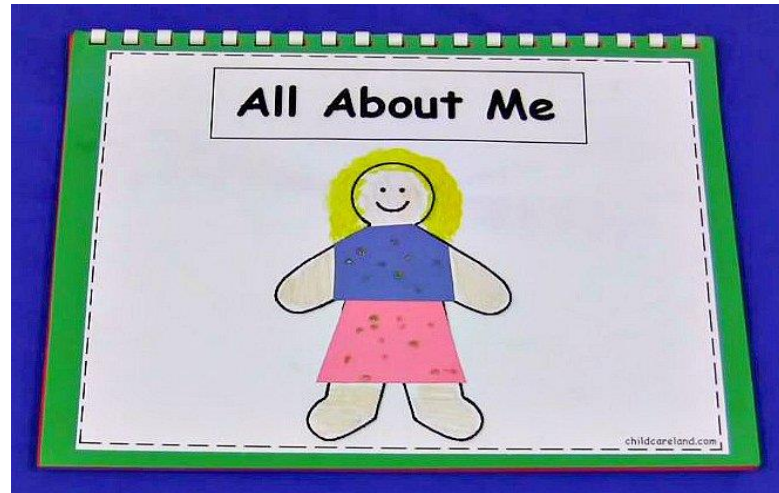
- Let the children create a **Home Museum** by identifying the objects that they would like to preserve and keep in their Museum. It can be grandfather's old specs, an old toy or so on. They can display the items on a table and talk about why they want to preserve it and make a video. Also, click a picture of your museum and share with us.
- Enjoy the movie " Night at the Museum" ( It's a trilogy)
- These are some links, shared below, for a virtual tour of some of the renowned **Museums** around the world.

Let our tiny tots enjoy these virtual tours.

- <https://360tour.sciencemuseum.org.uk/>
- <https://www.mos.org/mos-at-home>
- <https://www.brusselsmuseums.be/en/museums/museum-of-natural-sciences-royal-belgian-institute-of-natural-sciences>
- <https://naturalhistory.si.edu/visit/virtual-tour>
- <https://www.nationalmuseum.af.mil/Visit/Virtual-Tour/>
- <https://www.sciencemuseum.org.uk/virtual-tour-science-museum>
- <https://oh.larc.nasa.gov/oh/>
- <https://www.naturalsciences.be/>



# Get it spiraled.....!!!!



## Important note to Parents:

1. All the work should be done in **A4** sheet. Then staple all the sheets and put it in a folder along with "**My Book**" (you have to get this book **spiraled**).
2. Submit your holiday homework after summer vacations, according to the day /date given to you. The day/date for the same would be intimated after summer vacations only. Till then keep the work safely with you.

